



Presentation by Section 2.1 “Vocational Training Supply and Demand Training Participation”

**Information Visit from the Bulgarian Partner NAVET
(National Agency for Vocational Education and Training)**

Wednesday, 21.03.2012

Dr. Regina Dionisius
Bundesinstitut für Berufsbildung

- AB 2.1 – Responsibilities
- Selected Works
 - Newly concludes training and the supply and demand relation
 - Integrated Statistical VET Report - System of education sectors

- Target groups
- Statistics
- Representative studies and research projects
- VET Data Report Germany 2011

Target groups

- Persons involved in planning
- Persons who will implement vocational training
- The research community

AB 2.1 - Responsibilities

Statistics

- BIBB-Census *Newly concluded training contracts*
combined with open apprenticeship places registered at the Federal
Employment Agency
➡ displays market aspects (supply and demand)
- *Berufsbildungsstatistik* – Statistic of dual system
➡ displays structural aspects of professions
- *Integrierte Ausbildungsberichterstattung (iABE)*
Integrated Statistical VET Report
➡ displays the VET system as a whole

Representative studies

- *BIBB- Schulabgängerbefragung*
Survey among school leavers
- *BA-BIBB-Bewerberbefragung*
Survey among candidates for apprenticeship registered at the Federal Employment Agency
- *Expertenmonitor*
Online survey among experts of the VET- system
2-3 times per year

Research projects

- *Ausbildungsqualität*
Quality of the dual system
- *Rekrutierungsverhalten der Betriebe*
Firms recruitment behavior
- *BIBB-Übergangsstudie*
Survey transition after school

- Newly concludes training and the supply and demand relation (SDR)
- Integrated Statistical VET Report - System of education sectors and accounts

Basis:

- BIBB survey „Newly concludes training “ in September
combined with
- information about the apprentices market from the Federal Employment Agency

Supply

- new signed contracts up to September
plus
- open apprenticeship places registered at the Federal Employment Agency in September

Demand (traditional)

- new signed contracts up to September
plus
- not yet mediated applicants registered at the Federal Employment Agency

SDR:

Shows mathematically how much supply there is for 100 demanders

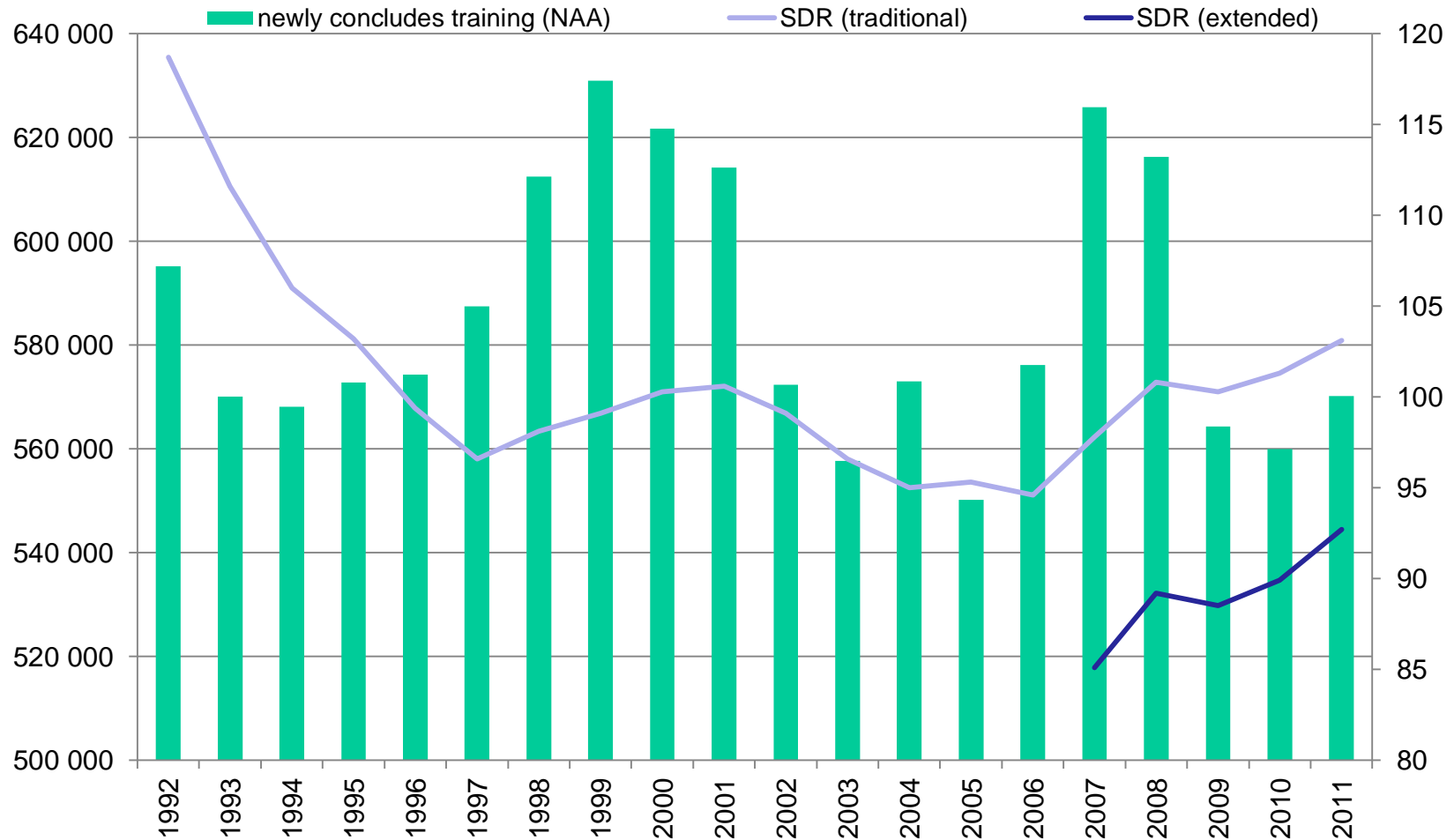
Problems

- Not all offers and demands are registered at the Federal Employment Agency
- Young people conducting pre-vocational programs are not counted

(Extended) Demand

- new signed contracts up to September
plus
- not yet mediated applicants registered at the
Federal Employment Agency
plus
- candidates who are not on the market (e.g.
conducting pre-vocational programs, internships)
but still looking for an offer to start an
apprenticeship

Newly concludes training and the supply and demand relation (SDR)



Relation of Supply and Demand

2011	Germany	West	East
Traditional	103.1	103.2	102.4
Extended	92.7	92.2	96.3

- Relation is inverse!

Relation of Supply and Demand

2011	Only supply of companies	
	West	East
Traditional SDR	99.4	88.9
Extended SDR	88.8	83.4

- Different rates are the result of institutional differences!

Relation of Supply and Demand

West

- More young people pass over (wait) in the “transition system”
- Their demand is shifted to the next year

East

- The “non successful” participate in “außerbetrieblicher Ausbildung”
- The state authorities are 3 times more involved in the placement
- Their demand is statistically visible

- Newly concludes training and the supply and demand relation (SDR)
- Integrated Statistical VET Report - System of education sectors and accounts

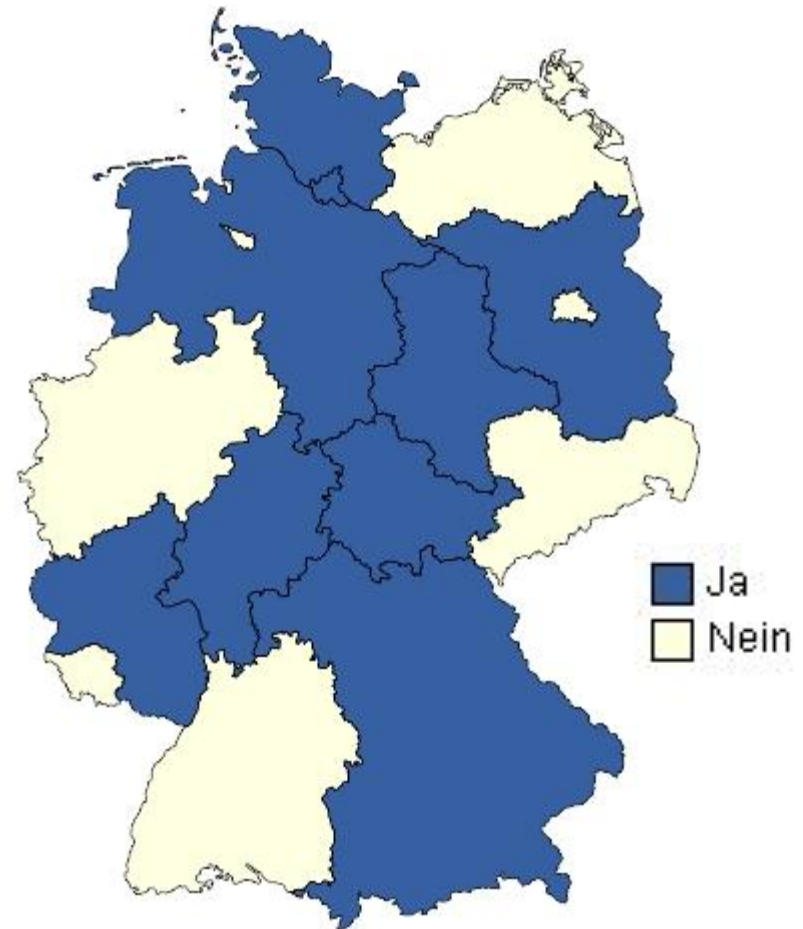
Idea:

- many questions of political relevance could not be answered
- the ways of qualification after leaving general school were documented “confusingly”
 - federalism
 - unconnected statistics
 - different deadlines
 - different items (Neuabschlüsse, Anfänger...)
 - different data (aggregate vs. individual)
 - ...

Statistics of vocational schools Individual data

Land	Schülerdaten, seit	Absolventen- daten, seit
BY	2004/05	2004/05
BB	2002/03	Nein
HH	2004	2008
HE	2001/02	2002/03
NI	1997/98	1998/99
RP	1997/98	2003/04
ST	2002/03	2001/02
SH	2004/05	2004/05
TH	1992/1993	2002/03

Angaben vorbehaltlich Ausnahmen für Teilbereiche,
z.B. Schulen des Gesundheitswesens

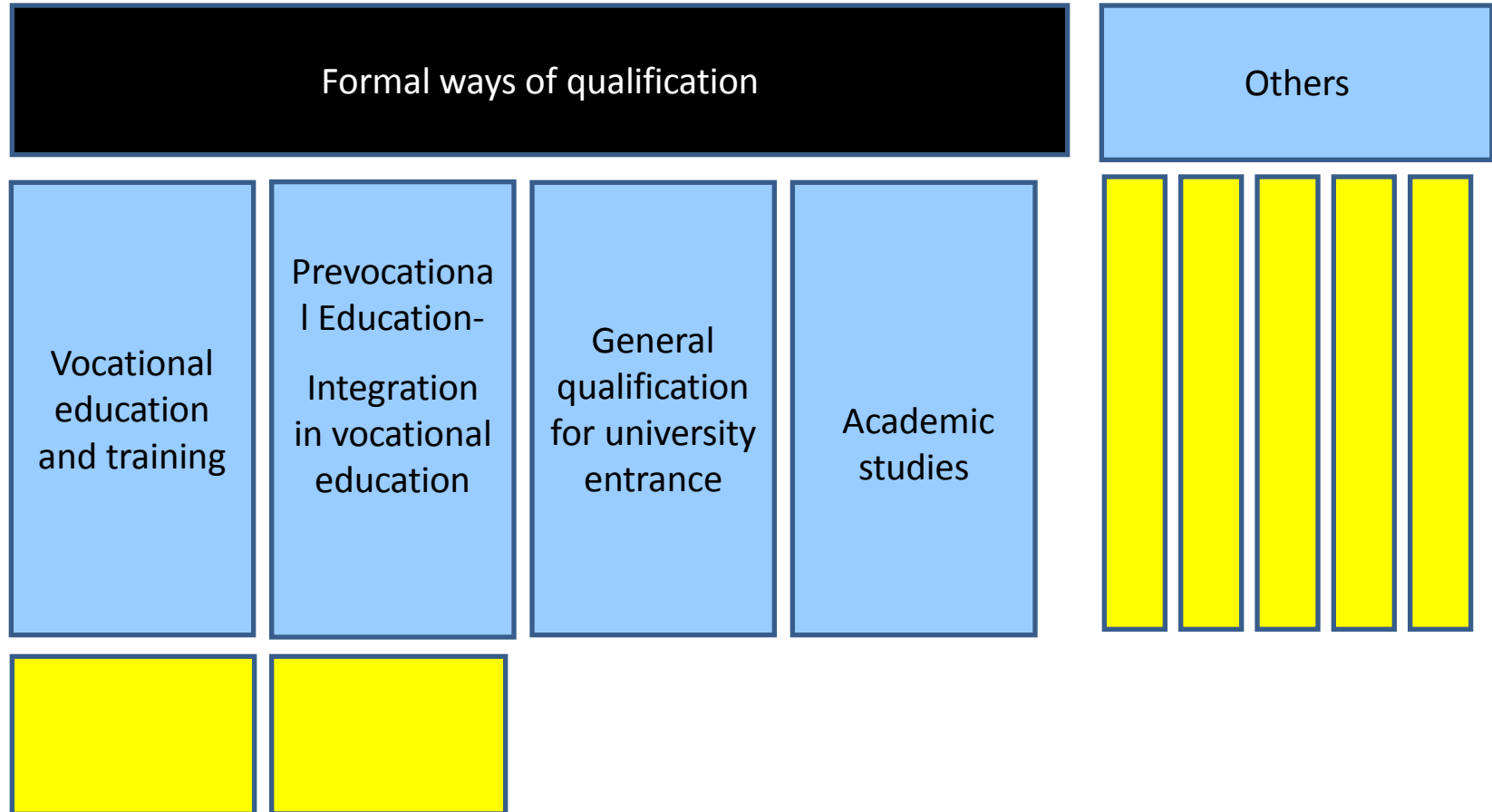


Quelle:
Befragung der Statistischen Landesämter Mai 2009

Statistical Sources

Ausbildungsgeschehen		Sonstige
Statistik	Institution	Statistik
Statistik der beruflichen Schulen	Stat. Ämter	Mikrozensus
Förderstatistik	BA	Erwerbslosenstatistik
Statistik der allgemeinbildenden Schulen	Stat. Ämter	Beschäftigtenstatistik
Hochschulstatistik	Stat. Ämter	Arbeitslosenstatistik
Personalstandsstatistik	Stat. Ämter	Freiwilligendienste / Zivildienst
Berufsbildungsstatistik	Stat. Ämter	IAB Betriebspanel zu Praktika
Berufsbildungsstatistik	Stat. Ämter	Wehrdienst
Kinder- und Jugendhilfestatistik	Stat. Ämter	Statistik der beruflichen Schulen

Integrated Statistical VET Report



Population aged between 15 and 19 years (4,140,394 = 100%) 2010

Adolescents in the „training system“ (stock)
64%

Others(36%)

Vocational education
and training

22.2%

Integration in
vocational
education)

8.0 %

General
qualification for
university entrance

31.7%

2.0% Academic
studies

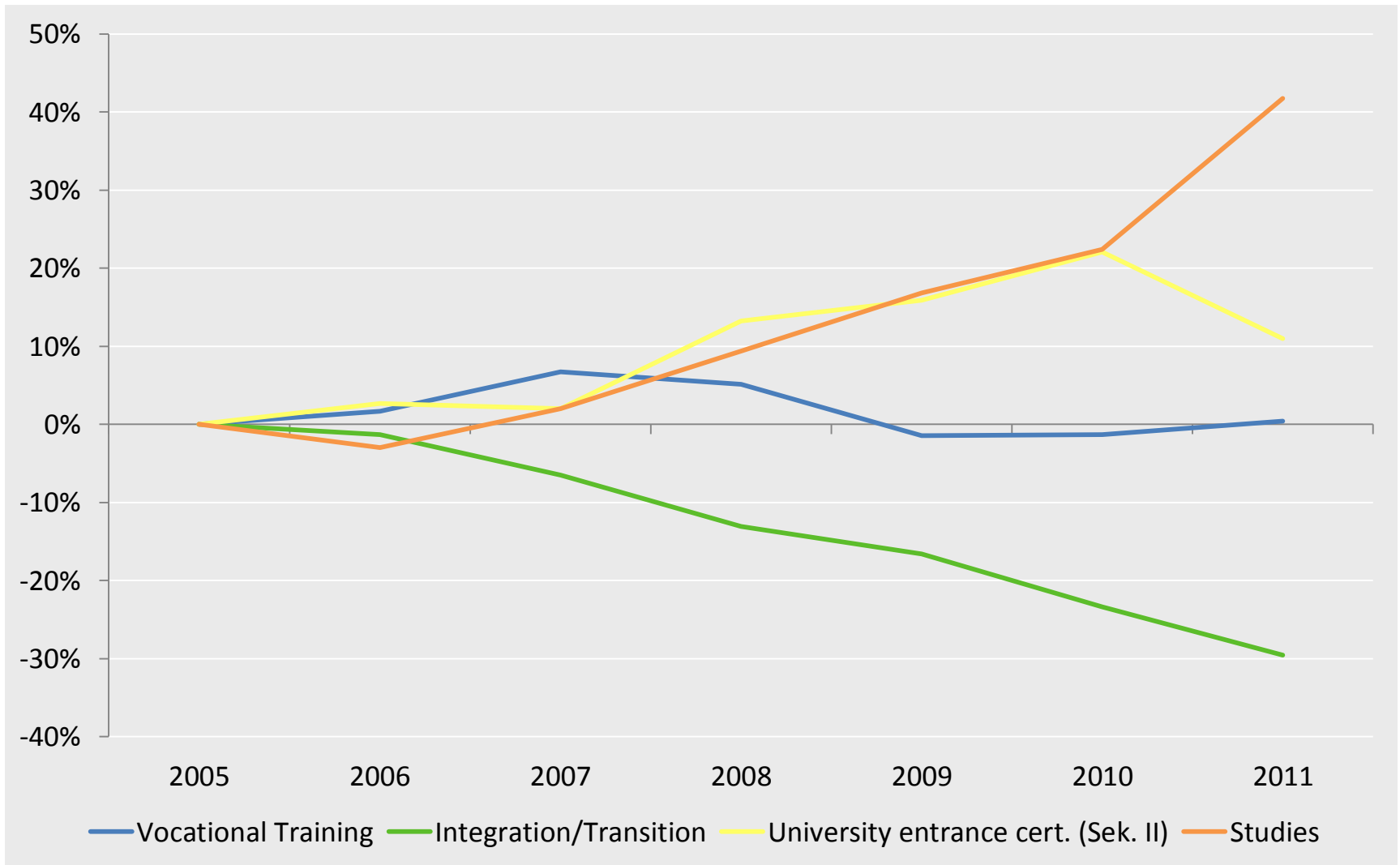
0.5% Further training

Schools of general
education (incl.
Special schools)

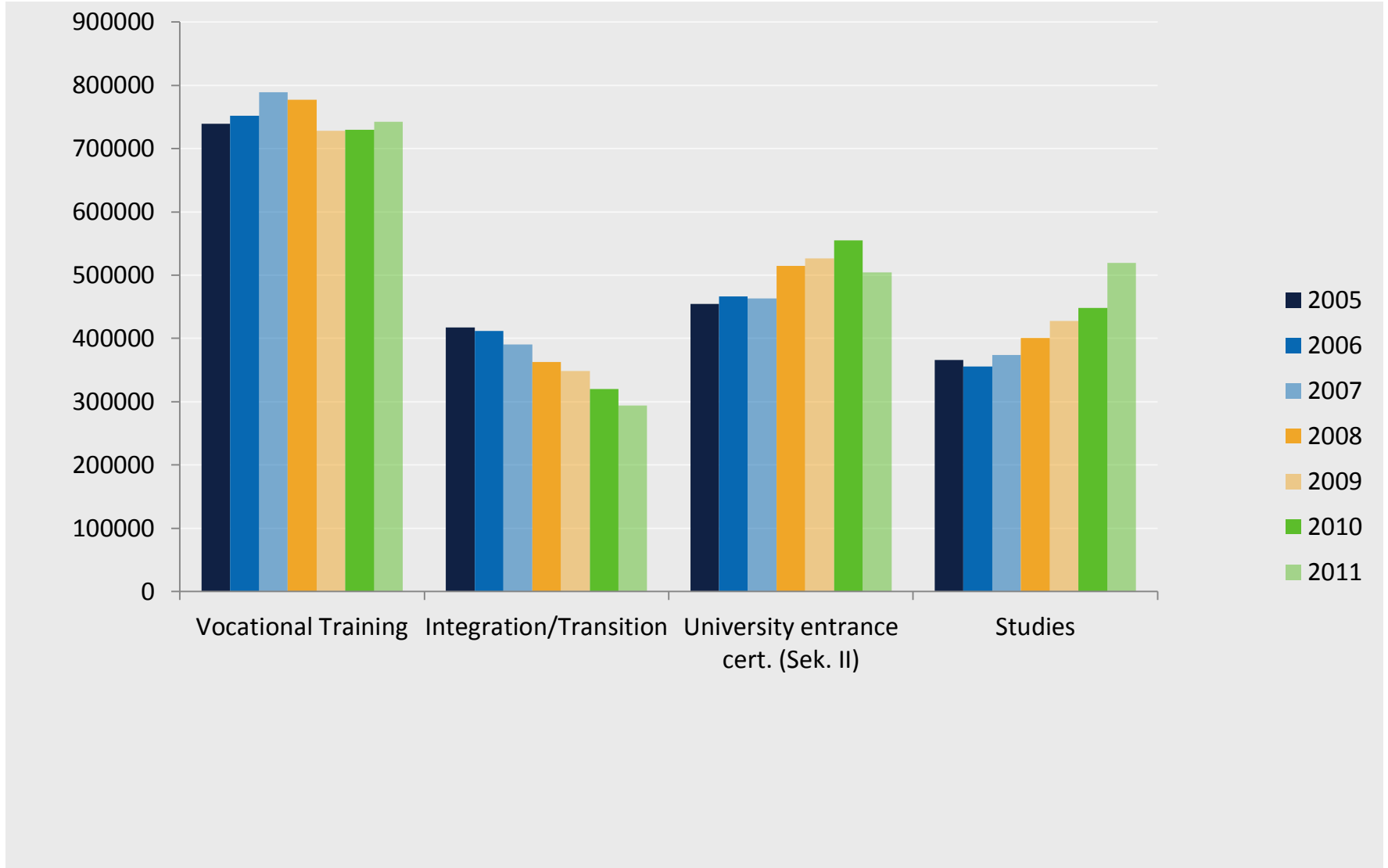
28.0%

92.4% take part in formal ways of
qualification

Integrated Statistical VET Report



Integrated Statistical VET Report



Vielen Dank für Ihre Aufmerksamkeit!

Federal Institute for Vocational Education and Training **BiBB**

- ▶ Researching
- ▶ Advising
- ▶ Shaping the future

VET Data Report Germany 2011

Facts and Analyses accompanying the Federal Report on Vocational Education and Training – Selected findings

SPONSORED BY THE
Federal Ministry of Education and Research

Federal Institute for Vocational Education and Training:

VET Data Report Germany 2011

<http://datenreport.bibb.de/html/dr2011.html>

Federal Institute for Vocational Education and Training (BiBB)
Section 2.1 "Vocational Training Supply and Demand/Training Participation"

Robert-Schuman-Platz 3

D-53175 Bonn

Fon: +49 228 107 0

Fax: +49 228 107 2955

www.bibb.de

- ▶ **BIBB-Erhebung über neu abgeschlossene Ausbildungsverträge zum 30.09.**
→ **Marktanalysen**
 - ▶ **Berufsbildungsstatistik zum 31.12.**
→ **Differenziertere Analysen (mehr Merkmale)**
 - ▶ **Integrierte Ausbildungsberichterstattung**
→ **Systemanalysen**
-
- ▶ **regelmäßige Studien:**
BIBB-Schulabgängerbefragungen; BA/BIBB-Bewerberbefragung; Expertenmonitor
 - ▶ **Forschungsprojekte:**
Ausbildungsqualität; Rekrutierungsverhalten der Betriebe; BIBB-Übergangsstudie
-
- ▶ **Datenreport zum Berufsbildungsbericht**
 - ▶ **Analysen/Langzeitreihen für den Datenreport sowie zu weiteren aktuellen bildungspolitischen Themen**

- ▶ **Newly concludes training and the supply and demand relation (SDR)**
- ▶ **System of education sectors and accounts**